

Organ donation and transplantation in the UK – June 2019

Fiona Loud
Policy Director





**Every day
about 20
people in the
UK develop
kidney failure**

In the UK



63,000

people have **kidney failure**



29,000

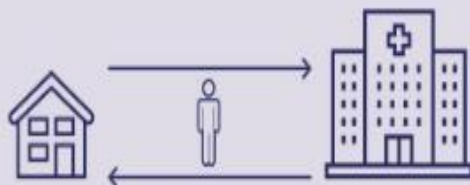
are on **dialysis**



25,000

are on **haemodialysis**
at renal units

Most kidney patients have three
dialysis sessions every week



That works out as

312 journeys
to and from dialysis every year.



**The average dialysis session is
4 hours long,**

with time taken either side to
connect to the dialysis machine
and to be taken off it again.

50%
of non emergency
patient transport
is for journeys to
and from dialysis.



Statistics about organ donation

Current UK statistics for organ donations and transplants.



6131

people are waiting for a transplant in the UK



821

people have received a transplant since April 2019

English organ donation law is changing

How will the change to an opt out organ donation system for England affect you?

» [About the opt out system](#)



Country

All ▼

Results:

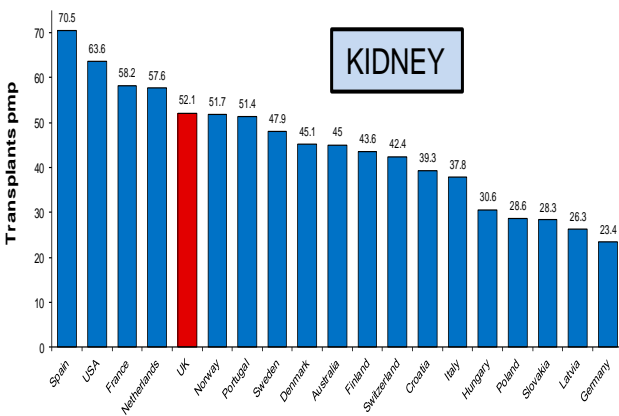
All	
Number on the NHS Organ Donor Register as at 2 June 2019:	Number of deceased donors 2018/19:
25,393,115	1,600
Number of deceased donor transplants 2018/19:	Number on the active transplant list as at 31 May 2019:
3,951	6,073

Please note:

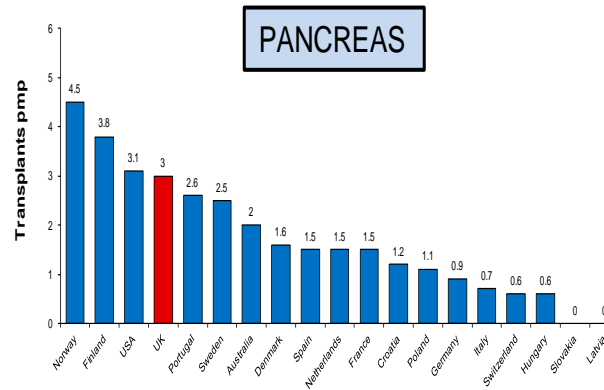
In order to protect anonymity data will not be shown for regions where there is a total of less than 5, they will show as blank. However, these numbers are still reflected in the overall figures.

International data – transplant rates

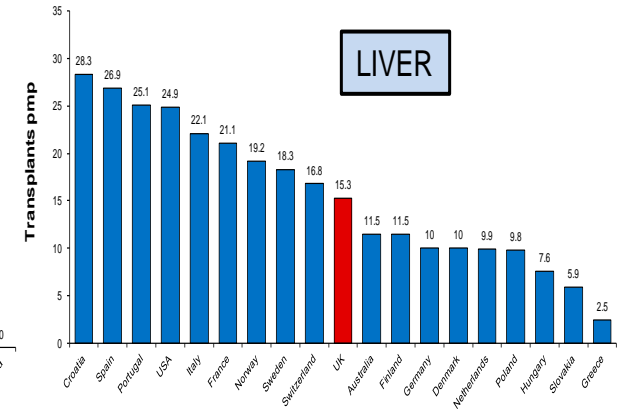
Deceased and living donor kidney transplant rates for Europe, Australia and the USA, 2017



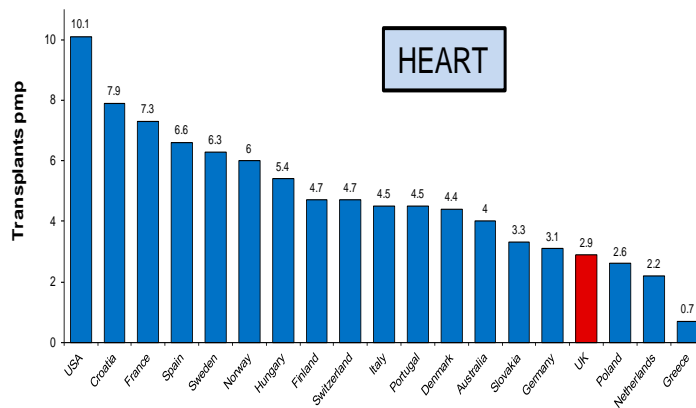
Pancreas transplant rates for Europe, Australia and the USA, 2017



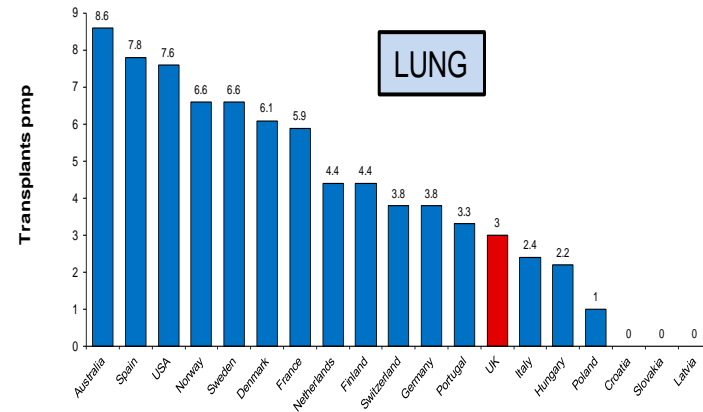
Liver transplant rates for Europe, Australia and the USA, 2017



Heart transplant rates for Europe, Australia and the USA, 2017



Lung transplant rates for Europe, Australia and the USA, 2017



Kidneys 01.04.18 – 20.03.19

- 4,739 waiting
- 2409 transplants from deceased donors
- 935 transplants from living donors
- www.organdonation.nhs.uk

Organ donation law in England is changing

Pass it on



Want to talk about
opt out?

0300 303 2094

Call us on our dedicated line.

Minicom: **0845 730 0106**

Text chat: **07860 034343**

How is organ donation law changing?

Why is the law changing?

When is the law changing?

Questions about opt
out?

England

From spring 2020, all adults in England will be considered to have agreed to be an organ donor when they die unless they have recorded a decision not to donate or are in one of the excluded groups.

» Read more

Wales

The legislation for Wales is 'deemed consent'. This means that if you haven't registered an organ and tissue donation decision, you will be considered to have no objection to becoming a donor.

» Read more

Scotland

The current legislation for Scotland is to opt in to organ and tissue donation. However, a bill including provision for a 'deemed authorisation system' has been put forward for consideration by the Scottish Parliament.

» Read more

Northern Ireland

The current legislation for Northern Ireland is to opt in to organ and tissue donation. In 2016 the Northern Ireland Assembly decided not to proceed with any changes to the basis of consent for organ donation.

» Read more

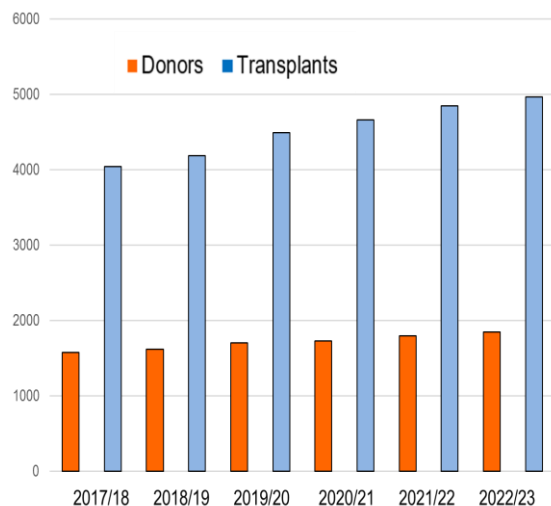
Crown dependencies

Information about the current legislation around organ donation in Guernsey, Jersey and the Isle of Man and any proposed changes.

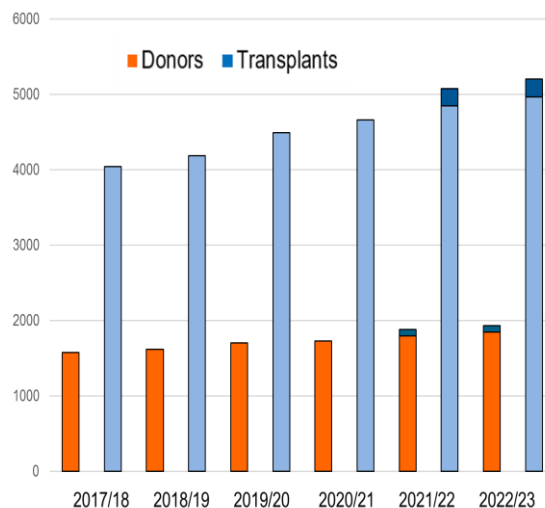
» Read more

Impact of opt-out legislation?

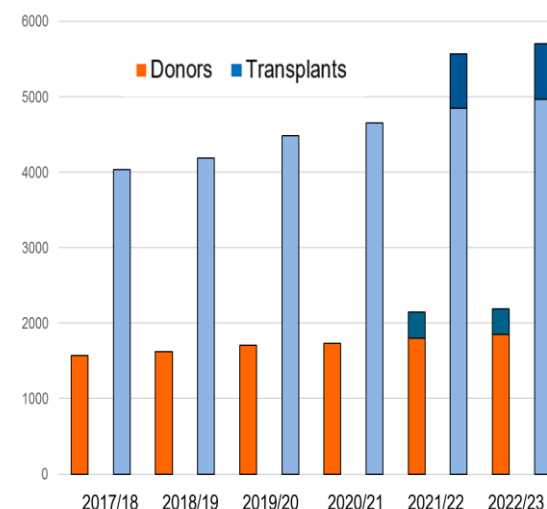
Minimal impact



Likely impact



High impact



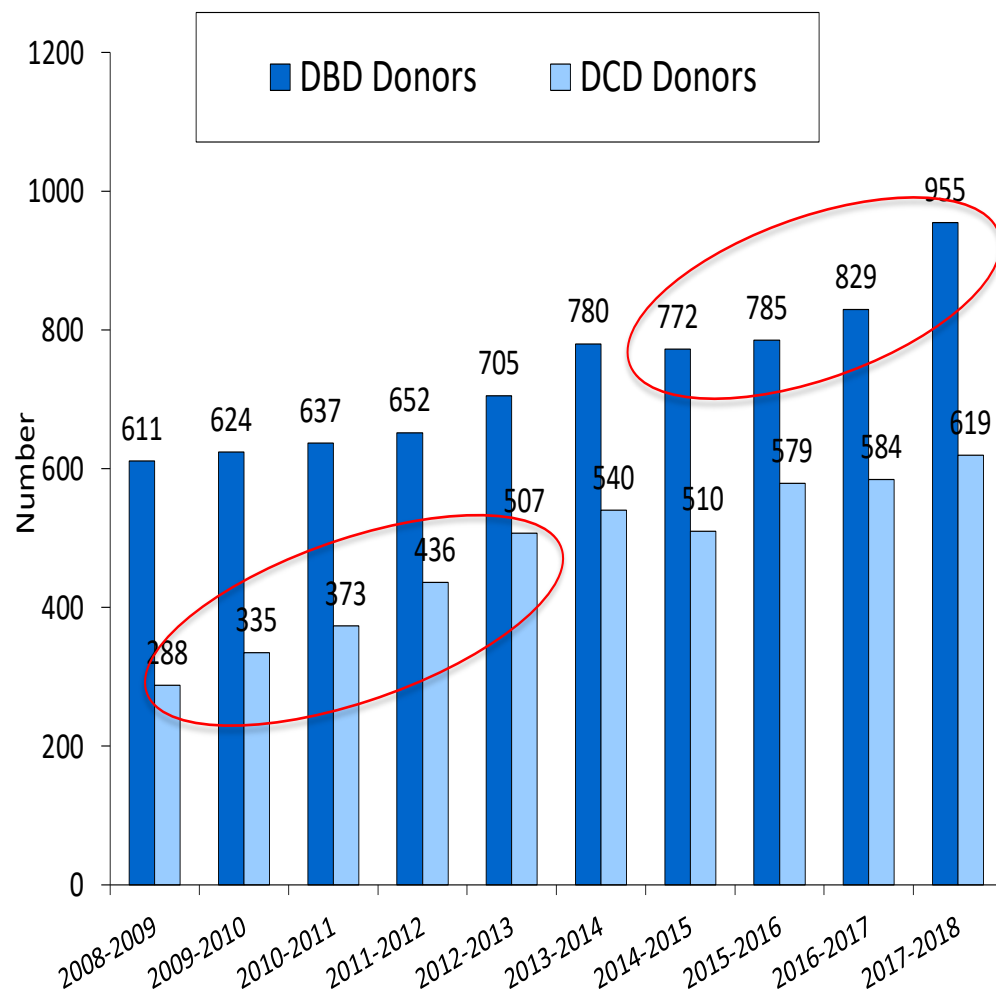
High Impact: In 5 years we could see, per annum:

~600 more donors than currently & ~1600 more transplants:

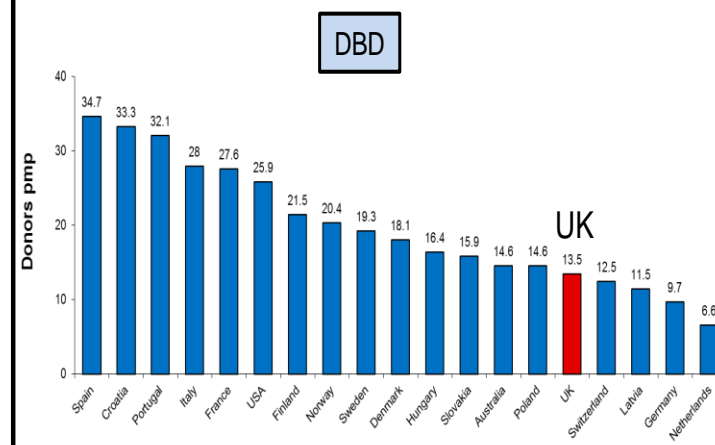
- 900-950 kidneys
- 400-450 livers
- 50-100 pancreas, heart, lung



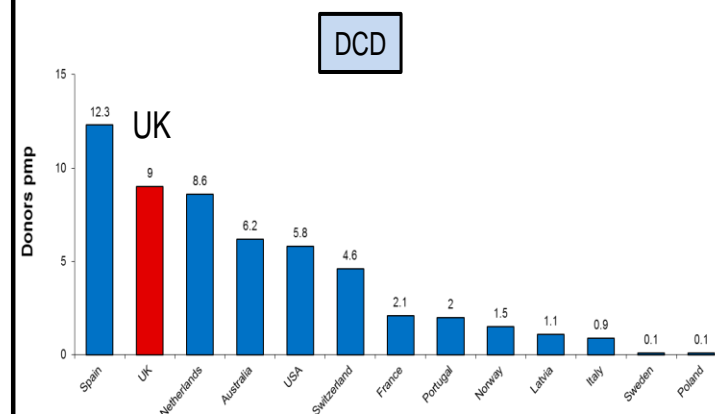
Deceased donors



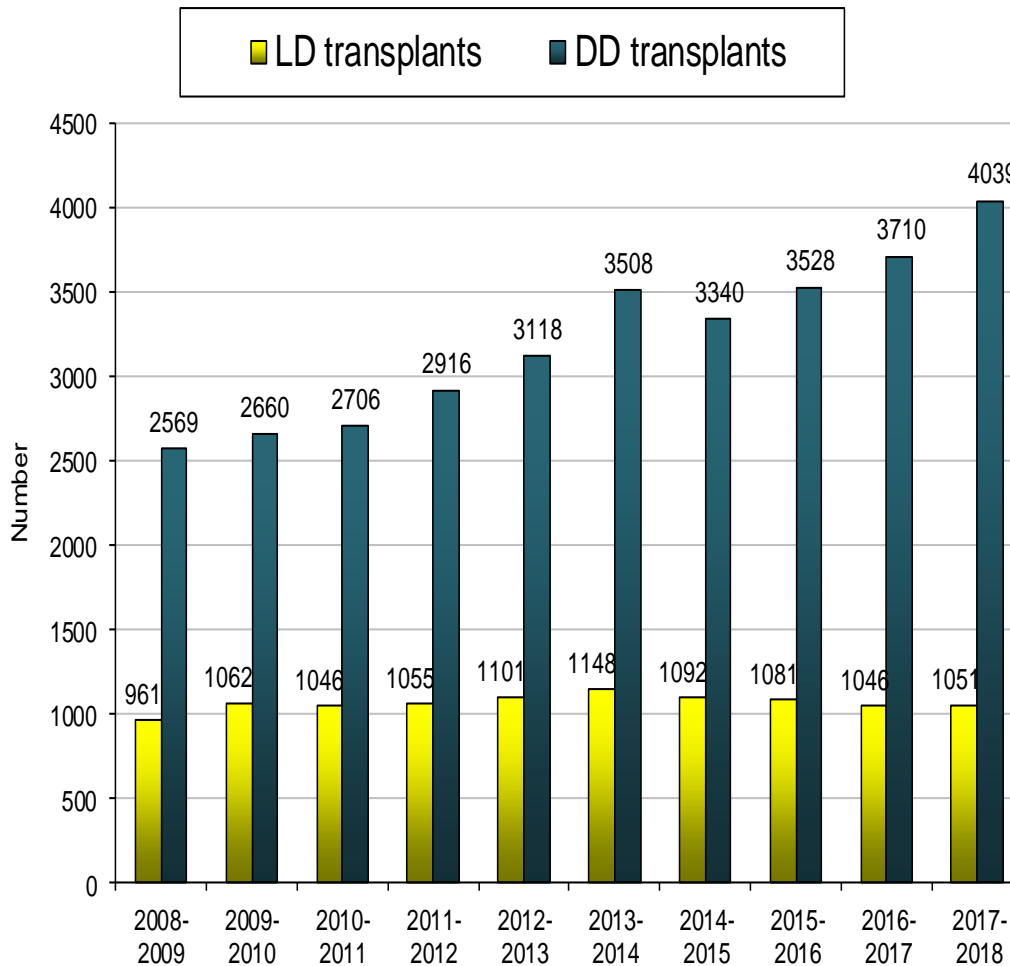
DBD organ donor rates for Europe, Australia and the USA, 2017



DCD organ donor rates for Europe, Australia and the USA, 2017



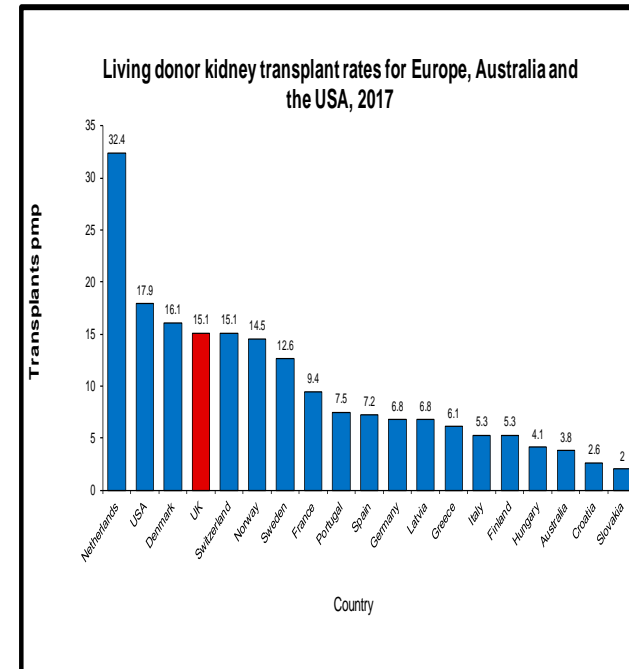
Deceased and living donor transplants



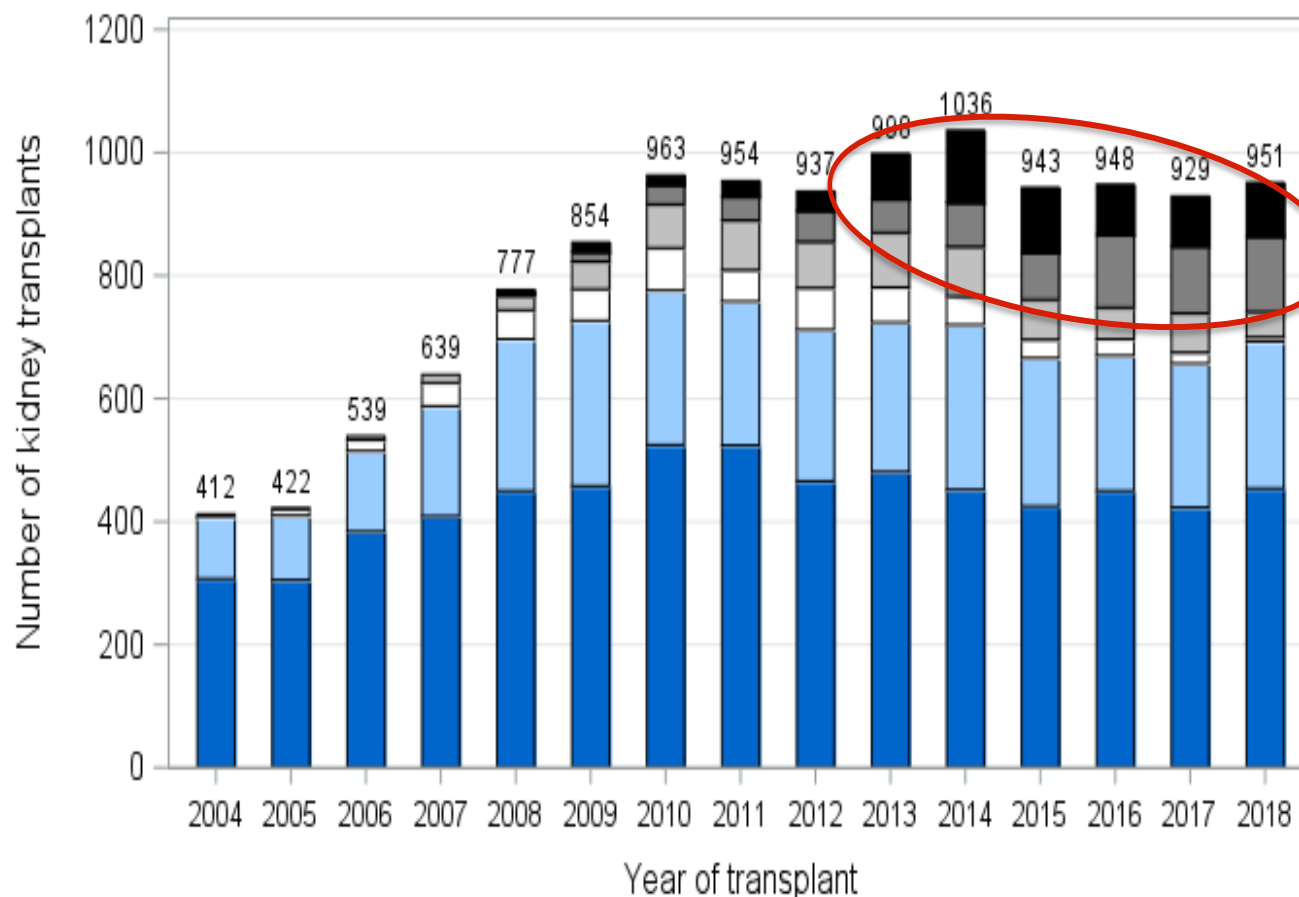
Over the last ten years

57% increase in DD transplants

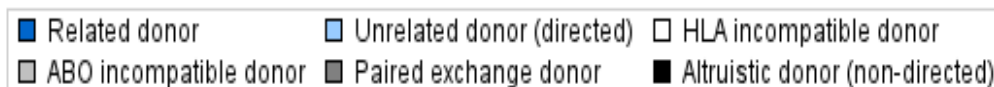
9% increase in LD transplants



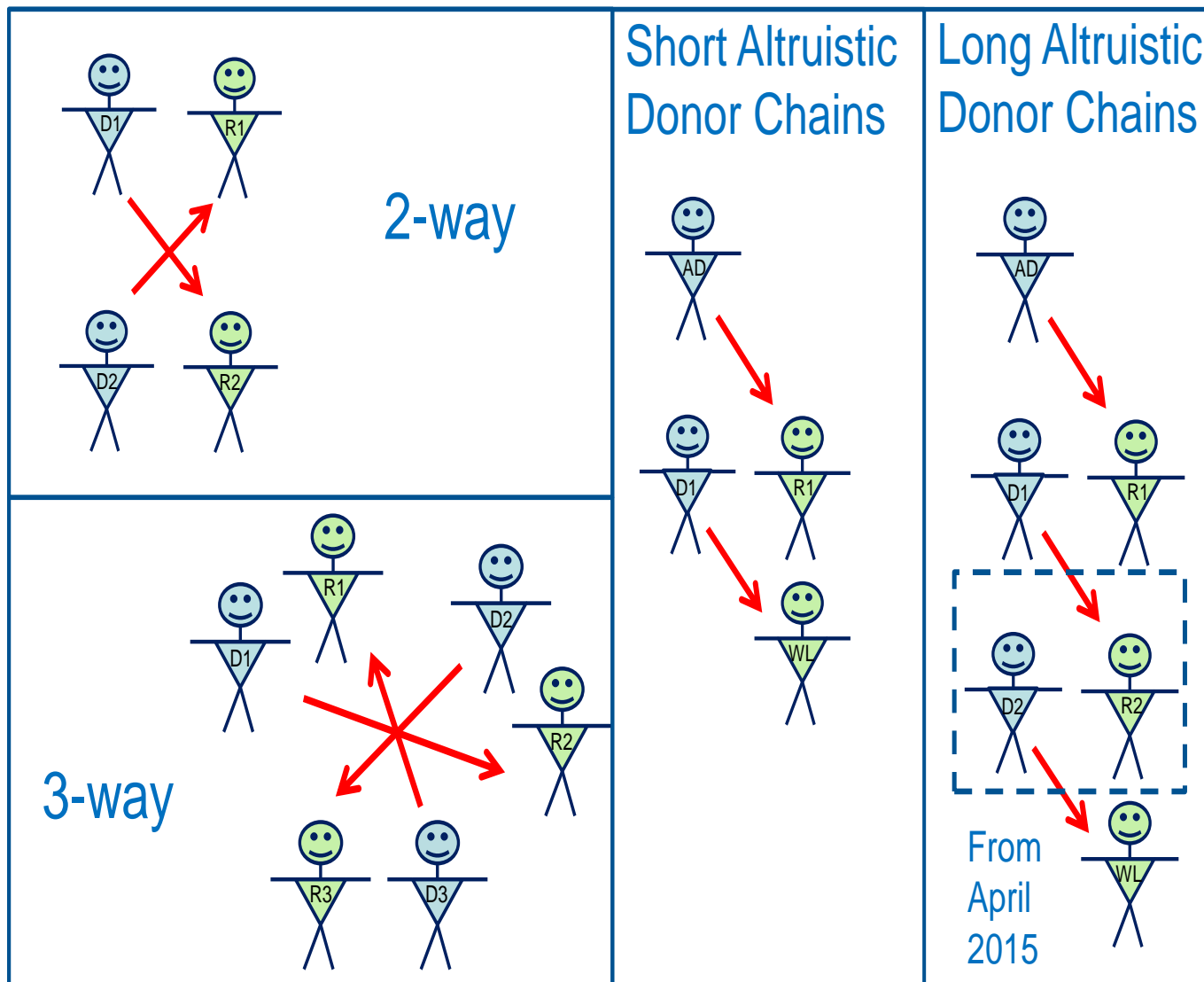
Adult living donor kidney transplants



Increase in altruistic and paired exchange donor transplants



Living kidney sharing scheme – exchange types



What about 2018/19?

DONOR AND TRANSPLANT ACTIVITY

	<i>Current year</i> (01.04.18 - 24.02.19)	<i>Previous year</i> (01.04.17 - 24.02.18)	<i>% Change²</i>
ORGAN DONORS			
Donors after brain death (DBD)	873	858	1.7
Donors after circulatory death (DCD)	563	551	2.2
Total deceased donors (DD)	1436	1409	1.9
Non-proceeding deceased donors (DD) ³	426	594	-28.3
Living donors (LD) - 1 mth in arrears ⁴	843	858	-1.7
ORGAN TRANSPLANTS			
Deceased donors (DD)			
Kidney	2144	2109	1.7
Pancreas	16	15	6.7
Kidney/pancreas ⁷	153	160	-4.4
Pancreas islets	18	17	5.9
Heart ⁶	161	178	-9.6
Lung(s)	148	179	-17.3
Heart/lung	2	10	
Liver/lobe ⁶	877	889	-1.3
Intestinal	18	19	-5.3
Other (multi-organ)	11	20	-45
Total DD transplants	3548	3596	-1.3

This year compared with last year:

1.9% more deceased donors

Fewer heart and lung transplants

1.3% fewer DD transplants

Median waiting times (months) to adult DD organ transplant

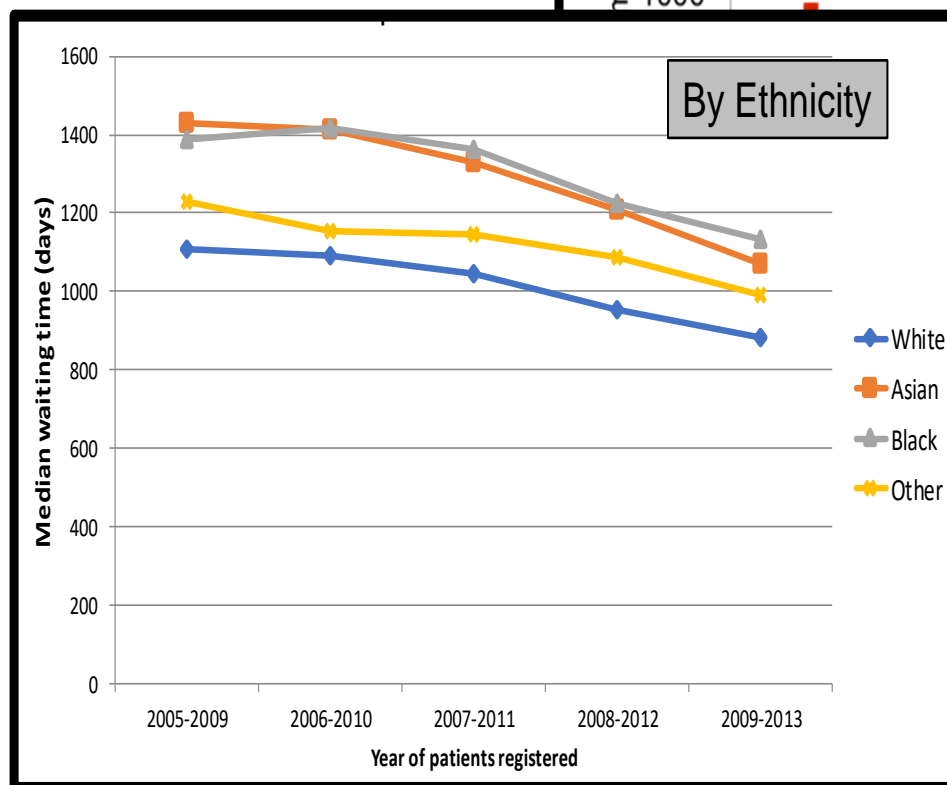
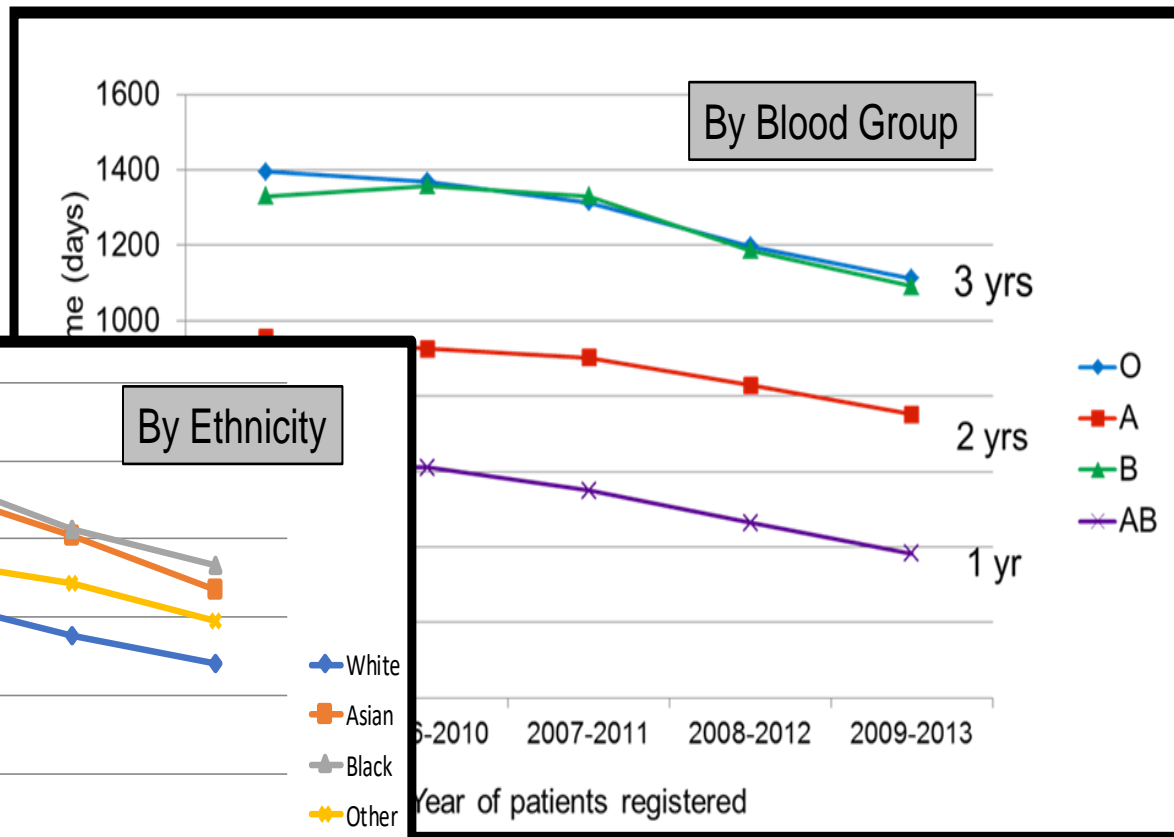
	Waiting time - months	
Organ	2012/13 report	2017/18 report
Kidney	38	25.5
Liver	5	3.5
Pancreas	12	11.5
Lung	9.5	9
Non-urgent heart	34*	35
Urgent heart	1*	1

Waiting times generally falling or remaining constant

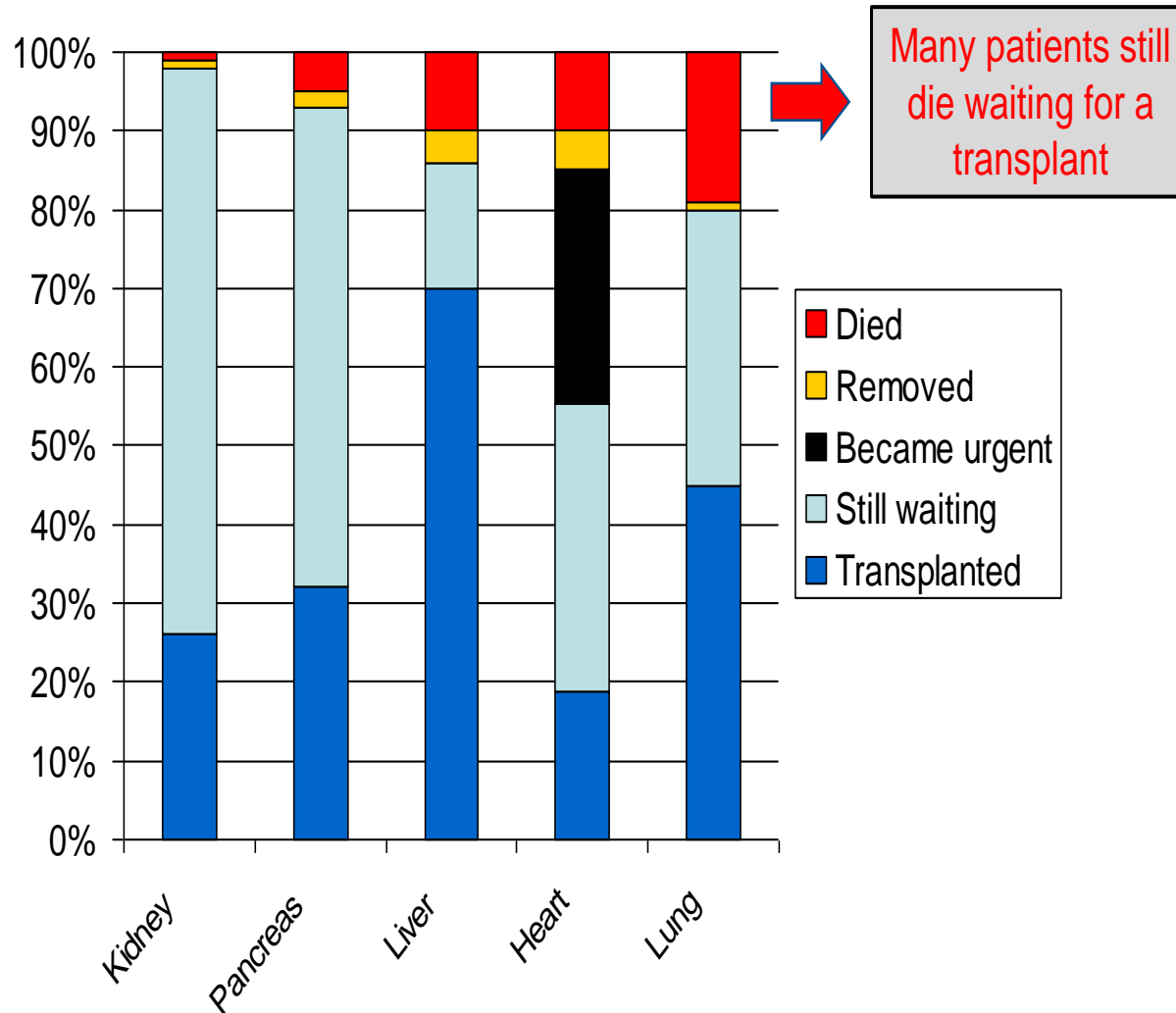


* 2014/15 report

Median waiting time to adult kidney transplant



Patient outcomes one year after listing for transplant



Urgent heart patients and super-urgent liver patients excluded

Thank you

www.kidneycareuk.org

Check out the Kidney Kitchen

www.kidneycareuk/transport

www.kidneycareuk/brexit